

Scaled data based on original data using
LM-79-08 Approved Method: Electrical and Photometric Measurements of Solid-
State Lighting Products

Test Report Prepared for
Cooper Lighting Solutions
(formerly Eaton)

Brand: STREETWORKS

Report Number: P653535

Luminaire Tested: **GLAN-SA8D-840-U-AFL**

Issue Date: 1/4/2021

Test Information

Test Method: LM-79-08
Report Number: P653535
TEST IS SCALED FROM IESNA LM-79-08 TEST DATA (G3-2011-042-24)
Test Lab: INNOVATION CENTER
Issue Date: 1/4/2021
Manufacturer: COOPER LIGHTING SOLUTIONS (FORMERLY EATON)
Product Line: STREETWORKS
Catalog Number: GLAN-SA8D-840-U-AFL
Description: GALLEON AREA AND ROADWAY LUMINAIRE
(8) 80 CRI, 4000K, 1200mA LIGHTSQUARES WITH 16 LEDS EACH AND AUTOMOTIVE
FRONTLINE OPTICS
Light Source: -
Ballast/Driver: ELECTRONIC DRIVER

Summary

Lumens per Lamp: N/A
Luminaire Lumens: 53049.4 lumens
Efficiency: N/A
Efficacy: 107.6 lumens/watt
Luminous Opening: Rectangular (W 1.5' x L: 1.5' x H: 0')
IES Classification: Type II - Short
BUG Rating: B3 - U0 - G4

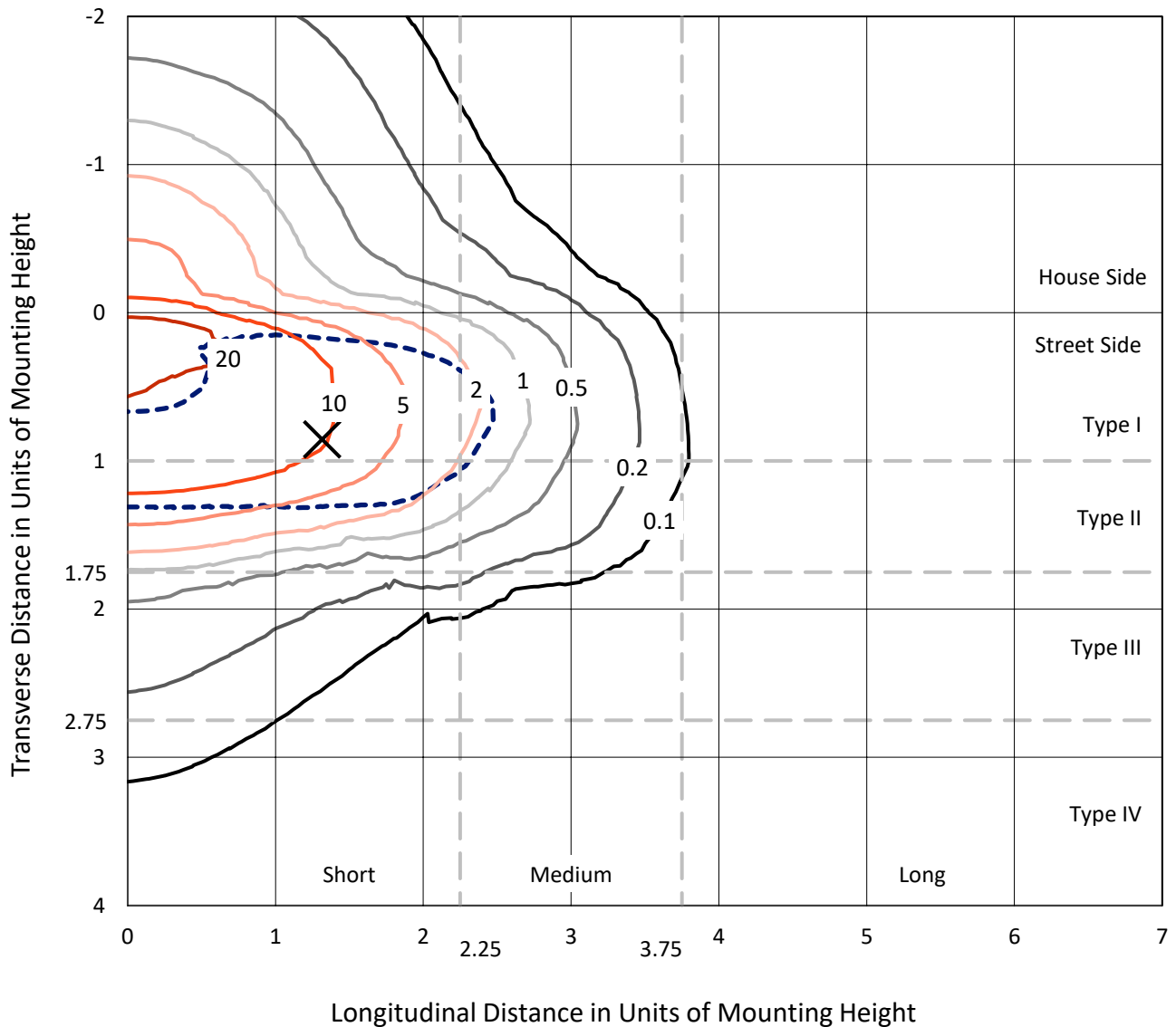
Input Watts (W): 493
Input Voltage (V): NR
Input Current (Ain): NR
Voltage Rise (V): NR
Power Factor: NR
Total Harmonic Distortion (THDi): NR
Frequency (hertz): 60
Stabilization Time: NR
Operation Time: NR
Ambient Temperature (°C): NR
Test Distance: 24 FT



REPORT NUMBER: P653535
 CATALOG NUMBER: GLAN-SA8D-840-U-AFL

Iso-Footcandle Lines of Horizontal Illumination

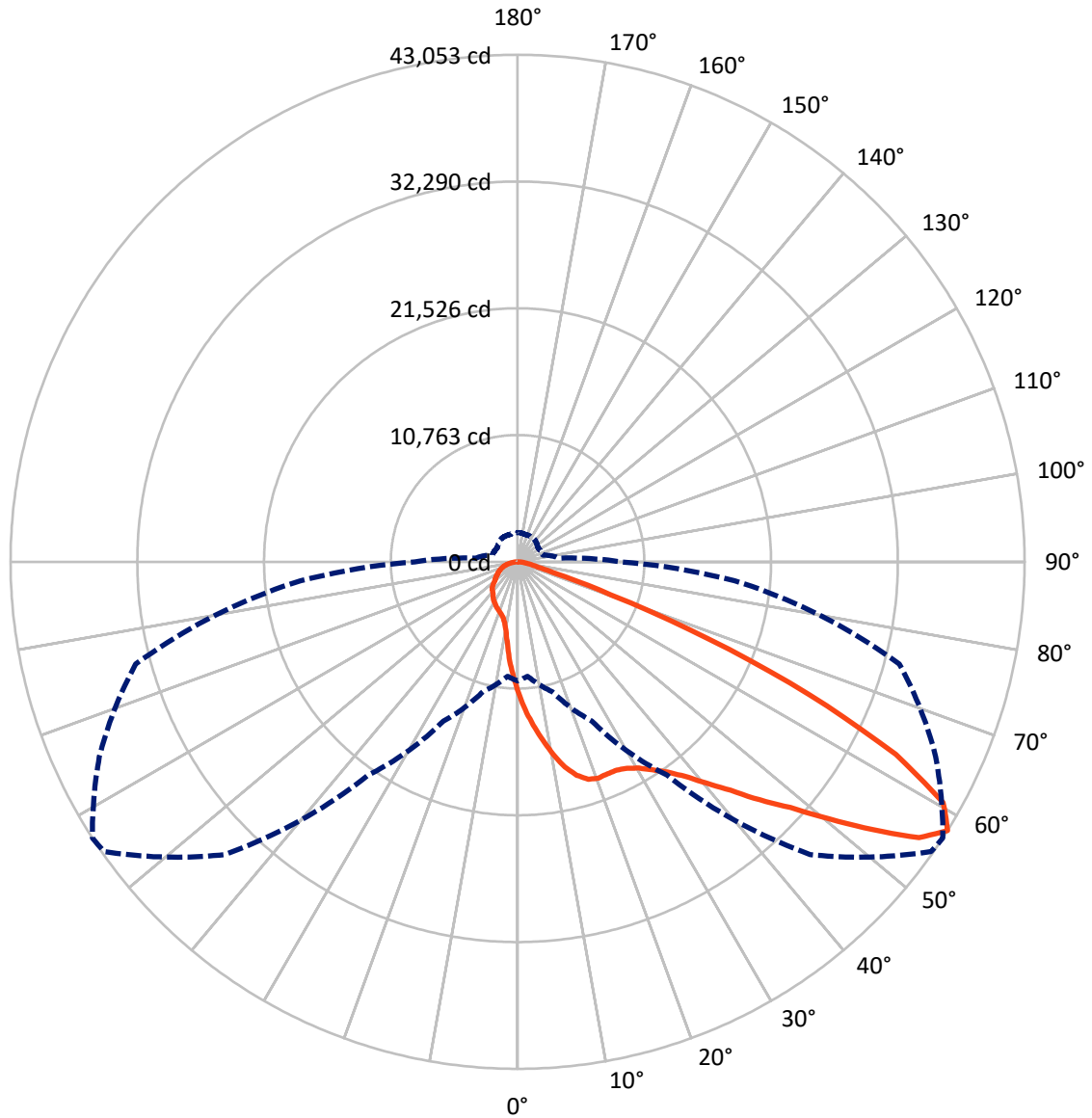
✕ Max cd
 - - - 1/2 Max cd



Based on 25 foot mounting height. Maximum calculated value = 27.1 fc
 Type II - Short - N/A

REPORT NUMBER: P653535
CATALOG NUMBER: GLAN-SA8D-840-U-AFL

Luminous Intensity Polar Plot



— Vertical Plane Through 57-Deg Lateral - - - Horizontal Cone Through 57.5-Deg Vertical

REPORT NUMBER: P653535
 CATALOG NUMBER: GLAN-SA8D-840-U-AFL

FLUX DISTRIBUTION:

		Downward	Upward	Total
House Side	Lumens	8067.3	0.0	8067.3
	% Fixture	15.2	0.0	15.2
Street Side	Lumens	44982.1	0.0	44982.1
	% Fixture	84.8	0.0	84.8
Total	Lumens	53049.4	0.0	53049.4
	% Fixture	100.0	0.0	100.0

ZONAL LUMENS:

Zone	Lumens	% Fixture
0°-10°	1071.2	2.0
10°-20°	3156.7	6.0
20°-30°	5241.8	9.9
30°-40°	7895.7	14.9
40°-50°	11854.7	22.3
50°-60°	13287.6	25.0
60°-70°	7776.5	14.7
70°-80°	2300.2	4.3
80°-90°	464.9	0.9
90°-100°	0.0	0.0
100°-110°	0.0	0.0
110°-120°	0.0	0.0
120°-130°	0.0	0.0
130°-140°	0.0	0.0
140°-150°	0.0	0.0
150°-160°	0.0	0.0
160°-170°	0.0	0.0
170°-180°	0.0	0.0
0°-90°	53049.4	100.0
0°-180°	53049.4	100.0

Coefficient of Utilization

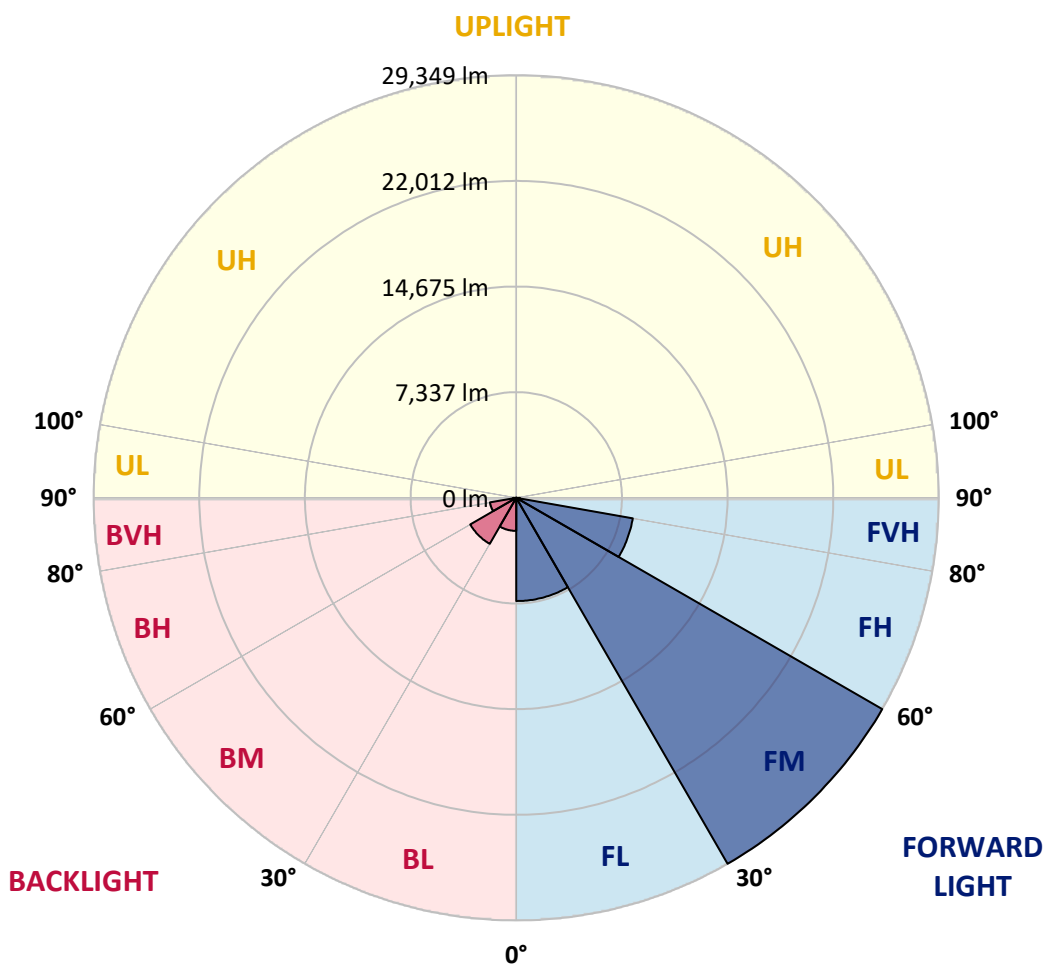


REPORT NUMBER: P653535
 CATALOG NUMBER: GLAN-SA8D-840-U-AFL

LUMINAIRE CLASSIFICATION SYSTEM LUMEN TABLE AND BUG RATING:

Zone	Lumens	% Fixture	Zone Rating/Lumen Limit		
			B	U	G
FL (0°-30°)	7171.1	13.5			
FM (30°-60°)	29349.3	55.3			
FH (60°-80°)	8220.5	15.5			G4/12000
FVH (80°-90°)	241.2	0.5			G3/500
BL (0°-30°)	2298.7	4.3	B3/2500		
BM (30°-60°)	3688.7	7.0	B3/5000		
BH (60°-80°)	1856.3	3.5	B3/2500		G3/2500
BVH (80°-90°)	223.7	0.4			G2/225
UL (90°-100°)	0.0	0.0		U0/0	
UH (100°-180°)	0.0	0.0		U0/0	

BUG Rating: B3-U0-G4
 Type II Short





REPORT NUMBER: P653535

CATALOG NUMBER: GLAN-SA8D-840-U-AFL

CANDELA DISTRIBUTION (FULL):

	0°	5°	15°	25°	35°	45°	55°	57°	65°	75°	85°
0°	11145.1	11145.1	11145.1	11145.1	11145.1	11145.1	11145.1	11145.1	11145.1	11145.1	11145.1
2.5°	13848.6	13697.6	13578.5	13474.0	13337.5	12968.7	12599.9	12594.1	12300.8	11847.8	11383.2
5°	16104.9	15901.6	15927.8	15602.6	15277.3	14743.0	13961.9	13921.2	13296.9	12448.9	11586.5
7.5°	17574.3	17577.2	17495.8	17310.1	16958.7	16351.7	15466.1	15265.7	14397.4	13111.0	11818.7
10°	17498.8	17577.2	17713.6	17873.4	17980.8	17681.7	16874.4	16630.5	15500.9	13912.5	12077.3
12.5°	16494.0	16616.0	16810.6	17211.3	17858.8	18352.5	18076.6	17879.2	16778.6	14711.0	12361.8
15°	15866.8	15939.4	16046.8	16316.9	17013.9	18195.7	18910.1	18805.5	17983.7	15614.2	12681.3
17.5°	15675.1	15747.7	15782.5	15948.1	16444.7	17655.5	19238.2	19424.1	19052.4	16444.7	13003.5
20°	15866.8	15901.6	15901.6	16000.4	16389.5	17339.1	19223.7	19598.2	19929.3	17440.7	13305.5
22.5°	16369.1	16383.7	16363.3	16398.2	16688.6	17426.2	19087.2	19551.8	20637.9	18285.7	13540.8
25°	17185.2	17208.4	17074.8	16993.5	17205.4	17809.4	19162.7	19589.6	21192.5	19093.0	13697.6
27.5°	18111.4	18140.5	17977.9	17789.2	17887.9	18282.8	19458.9	19842.2	21607.7	19888.6	13796.4
30°	19246.9	19258.5	18985.6	18759.0	18695.2	18988.4	19964.2	20321.3	22124.6	20826.6	13944.5
32.5°	20408.5	20495.6	20144.2	19824.8	19717.3	19807.3	20710.5	21056.0	22740.2	21834.2	14182.5
35°	21988.2	22002.7	21581.6	21192.5	20838.2	20954.4	21665.8	21915.5	23591.1	22998.7	14519.4
37.5°	23959.9	24093.5	23512.7	22786.7	22351.2	22182.7	22821.5	23094.5	24784.6	24427.4	15027.6
40°	26149.4	26198.7	25702.2	25249.2	24453.6	23965.7	24407.1	24703.3	26256.9	26132.0	15617.0
42.5°	27525.8	27633.3	27671.0	27624.6	27026.4	26207.5	26375.9	26515.3	27999.2	27732.1	16221.0
45°	27990.5	28150.2	28690.3	29834.4	29898.3	29091.0	28699.0	28832.6	29898.3	29346.6	16798.9
47.5°	27221.0	27493.9	28490.0	30836.3	32593.1	32654.1	31472.2	31178.9	31629.0	30685.2	17217.1
50°	25231.8	25289.9	26814.4	30211.9	33856.3	36060.3	34837.8	34291.9	33272.7	31675.5	17504.6
52.5°	22153.7	22220.5	23498.2	27311.0	33078.0	38441.5	38775.5	37799.8	34942.4	32445.0	17693.3
55°	16444.7	16830.8	18236.3	21921.3	29390.2	38217.9	41905.9	41351.2	36960.5	33054.8	17989.5
57.5°	10111.3	9757.0	11423.9	14914.3	22104.3	35145.6	42872.8	43052.9	39182.0	33565.9	18486.1
60°	4652.0	4721.7	5409.9	7692.4	13474.0	27493.9	40381.3	41519.7	40410.4	33548.5	18610.9
62.5°	3205.9	3142.0	2967.7	3377.2	6144.6	17388.4	34108.9	36037.1	37947.9	32506.0	18114.4
65°	2866.1	2802.2	2465.4	2352.1	2822.6	7579.1	24796.2	27229.6	31951.4	29875.1	16877.4
67.5°	2677.4	2590.3	2241.8	2021.1	2015.3	3017.1	14621.0	17551.0	23698.5	25257.9	14623.9
70°	2479.9	2410.2	2064.7	1820.8	1716.2	1896.2	6426.2	8412.5	15387.6	18201.5	11391.9
72.5°	2282.5	2201.1	1890.4	1629.1	1492.6	1420.0	2462.4	3202.9	8694.2	10912.7	6983.8
75°	1994.9	1954.3	1690.1	1475.2	1327.1	1147.0	1562.3	1783.0	4158.3	5012.1	3505.0
77.5°	1745.2	1701.7	1501.3	1289.3	1181.9	932.2	1109.3	1211.0	1753.9	2032.7	1582.6
80°	1277.7	1321.3	1266.1	1138.3	1054.1	731.8	746.3	830.5	1042.5	1152.8	967.0
82.5°	810.2	891.5	975.7	877.0	798.5	577.9	516.9	548.8	711.5	755.0	429.8
85°	339.8	345.6	566.2	534.3	455.9	342.6	310.7	328.2	380.4	397.8	200.3
87.5°	130.7	127.7	200.3	185.9	142.3	98.7	98.7	110.3	151.0	139.4	63.9
90°	0.0	0.0	0.0	0.0	0.0	0.0	0.0	0.0	0.0	0.0	0.0



REPORT NUMBER: P653535
 CATALOG NUMBER: GLAN-SA8D-840-U-AFL

CANDELA DISTRIBUTION (continued):

	90°	95°	105°	115°	125°	135°	145°	155°	165°	175°	180°
0°	11145.1	11145.1	11145.1	11145.1	11145.1	11145.1	11145.1	11145.1	11145.1	11145.1	11145.1
2.5°	11182.9	10976.6	10567.2	10059.0	9687.3	9269.2	8900.4	8636.1	8537.4	8490.9	8403.9
5°	11174.1	10767.6	9919.7	9031.1	8316.7	7584.9	6966.4	6565.7	6530.8	6263.7	6237.5
7.5°	11177.1	10555.6	9205.2	7898.5	6809.6	6060.4	5549.3	5415.7	5256.0	5215.4	5235.7
10°	11185.7	10285.5	8438.7	6777.6	5723.5	5232.8	5041.1	4988.9	4994.7	5012.1	5015.0
12.5°	11197.3	10024.2	7643.0	5926.8	5113.7	4910.4	4890.2	4936.6	4986.0	5023.7	5032.5
15°	11211.9	9725.1	6867.7	5241.5	4808.8	4791.4	4858.2	4936.6	5006.3	5061.5	5070.1
17.5°	11194.5	9376.6	6217.2	4820.4	4640.4	4724.6	4835.0	4933.7	4997.6	5049.9	5055.7
20°	11153.8	8987.5	5590.0	4524.2	4535.8	4672.3	4791.4	4884.4	4954.0	4980.1	5000.5
22.5°	10997.0	8522.9	5044.1	4294.8	4411.0	4599.8	4742.1	4797.2	4718.8	4663.6	4678.1
25°	10729.8	7918.9	4535.8	4109.0	4297.8	4498.1	4643.3	4509.7	4445.9	4422.6	4434.3
27.5°	10395.9	7256.8	4152.5	3914.4	4152.5	4384.9	4344.2	4321.0	4292.0	4254.2	4262.9
30°	10035.8	6609.3	3827.3	3763.4	3995.8	4129.3	4146.7	4184.5	4152.5	4094.5	4117.7
32.5°	9701.9	5999.4	3580.5	3635.6	3885.4	3865.1	3995.8	4039.3	3891.2	3696.6	3705.4
35°	9417.3	5433.1	3394.6	3510.8	3696.6	3705.4	3836.1	3685.0	3525.3	3432.4	3438.2
37.5°	9202.4	4991.8	3272.7	3403.4	3455.6	3565.9	3496.3	3417.8	3397.6	3333.6	3336.6
40°	9074.6	4605.6	3194.3	3319.1	3310.4	3386.0	3162.3	3240.7	3269.7	3249.5	3252.3
42.5°	8946.8	4332.6	3113.0	3202.9	3200.1	3052.0	3002.6	3069.4	3144.9	3153.6	3147.8
45°	8845.2	4120.6	3028.8	3025.8	3083.9	2851.6	2837.1	2877.7	2985.2	3037.4	3034.6
47.5°	8731.9	3943.4	2900.9	2819.7	2837.1	2726.8	2703.5	2721.0	2851.6	2935.8	2959.1
50°	8589.6	3766.3	2741.2	2630.9	2558.3	2610.5	2616.4	2619.3	2750.0	2845.8	2866.1
52.5°	8476.4	3632.8	2558.3	2477.0	2389.9	2506.0	2549.6	2555.4	2633.8	2712.2	2726.8
55°	8543.2	3557.3	2378.3	2320.2	2241.8	2398.6	2482.8	2494.4	2511.8	2569.9	2578.7
57.5°	8743.5	3574.7	2233.1	2157.6	2099.5	2270.9	2413.1	2421.8	2410.2	2479.9	2491.5
60°	8804.5	3565.9	2125.6	1977.5	1942.7	2134.4	2311.5	2328.9	2326.0	2427.6	2448.0
62.5°	8549.0	3455.6	2018.2	1826.6	1803.3	1994.9	2169.2	2238.9	2253.4	2398.6	2424.8
65°	7947.9	3229.1	1875.9	1666.9	1666.9	1846.8	2032.7	2128.6	2169.2	2363.7	2392.8
67.5°	7155.1	2961.9	1730.7	1530.4	1524.6	1704.5	1887.5	1986.3	2050.1	2314.4	2331.8
70°	5938.5	2601.9	1550.6	1382.3	1382.3	1544.8	1710.3	1829.4	1922.4	2221.5	2221.5
72.5°	4068.3	2163.4	1332.9	1213.8	1216.8	1367.7	1536.2	1669.7	1780.1	2035.6	2041.4
75°	2572.9	1690.1	1094.7	1033.8	1045.4	1187.7	1361.9	1501.3	1722.0	2012.3	2021.1
77.5°	1367.7	1187.7	871.2	856.6	871.2	1001.8	1196.4	1388.1	1727.8	1745.2	1716.2
80°	885.7	842.1	688.2	659.2	665.0	807.3	1065.7	1318.4	1388.1	1405.5	1341.6
82.5°	482.1	534.3	487.9	458.8	458.8	630.2	909.0	1048.3	996.0	827.6	789.9
85°	206.2	249.7	252.6	220.7	212.0	389.1	609.8	572.0	531.4	508.2	502.3
87.5°	58.1	81.3	81.3	61.0	46.4	107.5	121.9	34.8	0.0	2.9	5.8
90°	0.0	0.0	0.0	0.0	0.0	0.0	0.0	0.0	0.0	0.0	0.0

(END OF REPORT)